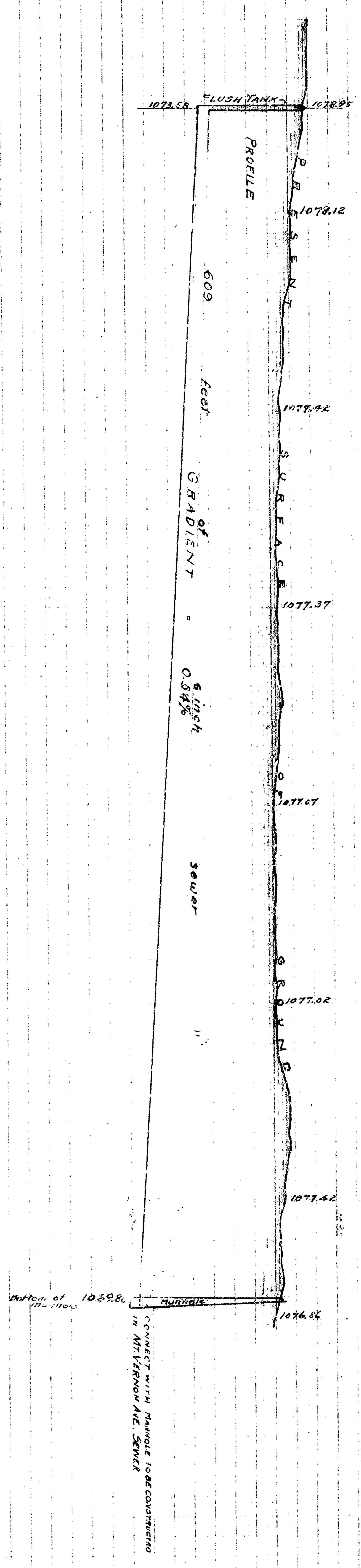


1	Lineal feet of 6 inch sewer including wyes	609
2	Number of 5 by 4 wyes (shown at points marked a)	20
3	Number of Flush Tanks	1
4	Average depth in feet of bottom of sewer	5.30'
5	Height of present surface of ground	5.30'
6	Figures in red ink show elevations of feet of sewer to be constructed below City Bench Mark as established by ordinance No 383 of the City of San Bernardino.	
7	The line of sewer to be constructed is shown colored blue.	
8	Center lines of streets are shown colored red.	
9	Poperty "A" means Avenue	
10	"B" equals foot of feet	
11	"C" equals inch or inches	
12	"D" equals ditto	
13	Number of manholes (Three-way)	1
14	Red line in profile shows grade of proposed sewer	





**PROFILE AND PLAN No 151**

FOR  
**SEWER**  
IN  
**KING STREET**  
FROM  
MT. VERNON AVE TO A POINT 316 FEET WEST OF SAID MT. VERNON AVE  
SAN BERNARDINO, CALIFORNIA

OCTOBER 31 1910 A. L. SLOAN CITY ENGINEER

SCALE  
PROFILE VERTICAL 1 INCH = 4 FEET  
PLAN HORIZONTAL 1 INCH = 40 FEET

Approved this \_\_\_ day of \_\_\_\_\_ 1910



Superintendent of Public Works  
San Bernardino, California

A. L. Sloan  
City Engineer

Approved this \_\_\_ day of \_\_\_\_\_ 1910

Mayor

City Clerk

Ayes: \_\_\_\_\_

Nays: \_\_\_\_\_

Resolution Adopting P. files, Plans and Specifications that the grades, plans and specifications prepared by the City Engineer for a sewer in King Street and heuratore prepared, be and the same are hereby approved and adopted. Said P. files and plans shall be filed in the office of the City Engineer and shall be designated "Profile and Plan No. 151" in the records of said office. Said specifications, shall be filed in the office of the City Clerk and shall be designated "Specifications No. 24" in the records of said office.

I hereby certify that the foregoing resolution was adopted by the Mayor and Common Council of the City of San Bernardino at its meeting held on the \_\_\_ day of \_\_\_\_\_ 1910, by the following vote to wit:-